


RAIN OR SHINE

Trusting God in Every Season



WEEK
ONE

JANUARY 2025

SMALL GROUP
PRETEEN

TODAY'S SUGGESTED SCHEDULE

TODAY'S BIBLE STORY

**Rainy Days
and Mondays**
Jesus Wept
John 11:1-45

TODAY'S KEY QUESTION

Who can you talk to
when you're sad?

TODAY'S BOTTOM LINE

When you're sad, remember
you're not alone.

MONTHLY MEMORY VERSE

Be strong, all you who put your
hope in the LORD. Never give up.
Psalm 31:24, NIV

MONTHLY VIRTUE

Resilience—Getting back up when
something gets you down

BASIC TRUTH

I can trust God no matter what.

PRELUDE: Setting the Tone for the Experience

See the **Getting Ready** pages at the end of this document for a detailed description of what you'll need for today.

In the **Prelude** folder of your curriculum, you'll find a variety of other resources to help you prepare.

Check out our Pinterest page here <https://bit.ly/447HSZi> for a visual on some of the activities.

Check out our Small Group Leader Conversation Guides to guide you through salvation conversations: <https://bit.ly/4daxSUg>

SMALL GROUP

15
MIN

SOCIAL: Providing Time for Fun Interaction

Just for Fun
Opening Activity

LARGE GROUP

35
MIN

STORY: Communicating God's Truth in Engaging Ways

WORSHIP: Inviting People to Respond to God

Welcome/Opener
Worship
Bible Story (Communicator Script)
Key Question
Prayer

SMALL GROUP

25
MIN

GROUPS: Creating a safe place to connect


Application Activity: Take a Snapshot
Bible Story Review: Bible Story Extension and
Discussion Questions
Memory Verse Activity: Verses to Take with You
Prayer Activity: Make it Personal with Prayer

HOME: Prompting Action Beyond the Experience

Parent Cue Card (Print or Email)
Devotionals for Kids
Parent Cue App

RAIN OR SHINE

Trusting God in Every Season



WEEK
ONE

JANUARY 2025

SMALL GROUP
PRETEEN

PRELUDE

SOCIAL

STORY

WORSHIP

GROUPS

HOME

PROVIDING TIME FOR FUN INTERACTION
15 MINUTES

MADE TO CONNECT

an activity that invites kids to share with others and build on their understanding



Before kids arrive, take a couple of moments to quietly pray for your students. Pray for them one by one by name, asking Jesus to reveal Himself to them today in a new way, as someone who gives them the courage to be resilient.

TODAY'S BIBLE STORY

**Rainy Days
and Mondays**
Jesus Wept
John 11:1-45

TODAY'S KEY QUESTION

**Who can you talk to
when you're sad?**

TODAY'S BOTTOM LINE

**When you're sad, remember
you're not alone.**

MONTHLY MEMORY VERSE

**Be strong, all you who put your
hope in the LORD. Never give up.**
Psalm 31:24, NIV

MONTHLY VIRTUE

**Resilience—Getting back up when
something gets you down**

BASIC TRUTH

I can trust God no matter what.

1. JUST FOR FUN

WHAT YOU NEED: Offering container, "Puddle Jumping" Activity Page, blue construction paper, scissors, glue stick or tape; *Optional: laminator*

WHAT YOU DO:

- Call each kid by name and let them know you're excited to see them!
- Invite kids who brought an offering to place it in the offering container.
- When enough kids arrive, hand each kid a piece of blue construction paper, a pair of scissors, and a card from the "Puddle Jumping" Activity Page.
- Make glue sticks or tape available.
- Ask kids to use their scissors to cut the shape of a large puddle from their piece of construction paper.
- Then, direct the kids to attach their "Puddle Jumping" Activity Page card on top of the puddle using tape or glue.
 - *Optional: Laminate the cards to the "puddles" since kids will be hopping from puddle to puddle.*
- Once everyone is finished, ask kids to spread out in the group space, placing their puddles on the floor and standing on them.
- Call on a kid to start and invite them to read the question on their puddle out loud for the group.
- Give that kid a moment to share their answer to the question.
- Then, invite the group to jump or move to another puddle.
- Call on another kid to read and answer the question they're standing on.
- Continue playing until every kid gets a turn to read and answer a question or as interest allows.

RAIN OR SHINE

Trusting God in Every Season



WEEK
ONE

JANUARY 2025

SMALL GROUP
PRETEEN

PRELUDE

SOCIAL

STORY

WORSHIP

GROUPS

HOME

PROVIDING TIME FOR FUN INTERACTION
15 MINUTES

MADE TO PLAY

an activity that encourages learning through following guidelines and working as a group



2. OPENING ACTIVITY

WHAT YOU NEED: "Weather Memory" Activity Page

WHAT YOU DO:

- Invite kids to sit in a circle in your group space.
- Place the cards from the "Weather Memory" Activity Page face down in a grid on the floor in the center of the circle.
- Explain to the kids that they will take turns searching for matching cards.
- Select a kid to go first and invite them to pick two cards to turn over. Make sure everyone is able to see the two cards they turned over.
- If those two cards are exactly the same, invite that kid to share something they enjoy doing in the type of weather indicated on the matching cards.
- Allow that kid to keep the matching pair and turn over two more cards.
- If those two cards don't match, have the kid place them face down again. The kid sitting on their left can take the next turn.
- Continue allowing kids to take turns until all the matches have been made. Each time, give kids a chance to share their weather-related activities.
- The kid with the most matches at the end is the winner!

TODAY'S BIBLE STORY

**Rainy Days
and Mondays**
Jesus Wept
John 11:1-45

TODAY'S KEY QUESTION

Who can you talk to
when you're sad?

TODAY'S BOTTOM LINE

When you're sad, remember
you're not alone.

MONTHLY MEMORY VERSE

Be strong, all you who put your
hope in the LORD. Never give up.
Psalm 31:24, NIV

MONTHLY VIRTUE

Resilience—Getting back up when
something gets you down

BASIC TRUTH

I can trust God no matter what.


WHAT YOU SAY:

"Great game, everyone! *You know*, one thing that's true about weather is that it's always changing. **[Transition] Just like the weather, our feelings can change depending on what's happening around us. Come with me to discover how Jesus experienced emotions just like we do.**"

Lead your group to the Large Group area.

RAIN OR SHINE

Trusting God in Every Season



WEEK
ONE

JANUARY 2025

SMALL GROUP
PRETEEN

PRELUDE

SOCIAL

STORY

WORSHIP

GROUPS

HOME

CREATING A SAFE PLACE TO CONNECT
25 MINUTES

MADE TO EXPLORE

an activity that extends learning through hands on experimentation and discovery



1. TAKE A SNAPSHOT

[LIVE FOR GOD | APPLICATION ACTIVITY]

WHAT YOU NEED: Glass jar, cup, plate, spoon, shaving cream, bottle of water, dropper, blue food coloring, paper towels

WHAT YOU DO:

- Invite kids to sit in a circle.
- Place the plate in the center of the circle and place the glass jar on the plate.
- Call on a kid to pour water into the jar, filling it about halfway.
- Ask them to pour the remaining water into the cup.
- Choose another kid to add a few drops of blue food coloring to the cup of water and carefully mix it together with a spoon.
- Then choose a kid to spray the shaving cream on top of the water in the jar.
 - The shaving cream should completely cover the surface of the water and fill the jar.
- Ask kids to think of a time where they felt sad and allow them to take turns sharing with the group.
 - Each time a kid shares, hand them the dropper to suck up some of the blue water from the cup and drop it into the shaving cream.
- Point out how the shaving cream becomes heavy with blue water and begins to trickle down into the clear water underneath.
- Explain to the kids that rain occurs when there is an accumulation of water vapor in the clouds, and they become too heavy.
- Point out that Jesus was overcome with emotion when Lazarus died. He was heavy with big feelings, just like clouds when it begins to rain.
- Ask the following questions for discussion:
 - How do you feel about crying in front of others?
 - What brings you comfort when you're feeling sad?
 - Who's a trusted adult you talk to when you're feeling sad?
- Remind kids that we all experience big feelings and emotions. Sometimes we don't want others to see when we're feeling sad or when we need to cry. But Jesus wants us to know that when we're sad we can remember we're not alone. Jesus is right there with us no matter how we're feeling. He understands how we feel because He's been there, too!
- **[Make it Personal] Share an age-appropriate time when you felt sad and God helped you remember that you're not alone.**

TODAY'S BIBLE STORY

**Rainy Days
and Mondays**
Jesus Wept
John 11:1-45

TODAY'S KEY QUESTION

**Who can you talk to
when you're sad?**

TODAY'S BOTTOM LINE

**When you're sad, remember
you're not alone.**

MONTHLY MEMORY VERSE

**Be strong, all you who put your
hope in the LORD. Never give up.**
Psalm 31:24, NIV

MONTHLY VIRTUE

**Resilience—Getting back up when
something gets you down**

BASIC TRUTH

I can trust God no matter what.

RAIN OR SHINE

Trusting God in Every Season



WEEK
ONE

JANUARY 2025

SMALL GROUP
PRETEEN

PRELUDE

SOCIAL

STORY

WORSHIP

GROUPS

HOME

CREATING A SAFE PLACE TO CONNECT
25 MINUTES

MADE TO IMAGINE

an activity that promotes empathy and facilitates biblical application through role-play and reenactment



2. BIBLE STORY EXTENSION

[TALK ABOUT GOD | BIBLE STORY REVIEW]

WHAT YOU NEED: Umbrellas, prepared bean bags, rubber bands, tape, prepared "Umbrella Feelings" Activity Page

WHAT YOU DO:

- On one side of your group space, line up the three umbrellas with the handles facing up in the air.
- Use tape to attach the following signs from the prepared "Umbrella Feelings" Activity Page to the inside of each of the three umbrellas.
 - Worry
 - Sadness
 - Joy
- Using tape, create a line in your group space in front of the umbrellas.
- Place the prepared beanbags in a pile in front of the line.
- Instruct the kids to line up at the line.
- Invite the first kid in line to choose a beanbag from the pile and read the card attached to it aloud.
- Then, ask that kid to toss the bean bag into the umbrella with the emotion they think best describes it (worry, sadness, joy).
- Repeat until each of the beanbags has been read.
- Gather the kids together and ask the following questions for discussion:
 - Which of these emotions did Jesus feel? (*All of them!*)
 - What other emotions do you think Jesus may have felt at different times in His life?
 - How does it make you feel to know that Jesus has experienced every feeling and emotion you've had?
- Explain that we can always trust Jesus to understand how we feel because He's been there, too. We can trust that no matter what we have going on, God can help us get back up when something gets us down.

TODAY'S BIBLE STORY

**Rainy Days
and Mondays**
Jesus Wept
John 11:1-45

TODAY'S KEY QUESTION

**Who can you talk to
when you're sad?**

TODAY'S BOTTOM LINE

**When you're sad, remember
you're not alone.**

MONTHLY MEMORY VERSE

**Be strong, all you who put your
hope in the LORD. Never give up.**
Psalm 31:24, NIV

MONTHLY VIRTUE


**Resilience—Getting back up when
something gets you down**

BASIC TRUTH

I can trust God no matter what.

RAIN OR SHINE

Trusting God in Every Season



WEEK
ONE

JANUARY 2025

SMALL GROUP
PRETEEN

PRELUDE

SOCIAL

STORY

WORSHIP

GROUPS

HOME

CREATING A SAFE PLACE TO CONNECT
25 MINUTES

MADE TO CONNECT

an activity that invites kids to share with others and build on their understanding



3. DISCUSSION QUESTIONS

[TALK ABOUT GOD | BIBLE STORY REVIEW]

WHAT YOU NEED: No supplies needed

WHAT YOU DO:

Ask:

- Do you ever feel alone? If so, what makes you feel that way?
- What makes you feel sad?
- Who can you talk to when you're sad?
- What helps you trust someone else?
- Does it take courage to talk about your feelings? Why or why not?

TODAY'S BIBLE STORY

**Rainy Days
and Mondays**
Jesus Wept
John 11:1-45

TODAY'S KEY QUESTION

Who can you talk to
when you're sad?

TODAY'S BOTTOM LINE

When you're sad, remember
you're not alone.

MONTHLY MEMORY VERSE

Be strong, all you who put your
hope in the LORD. Never give up.
Psalm 31:24, NIV

MONTHLY VIRTUE

Resilience—Getting back up when
something gets you down

BASIC TRUTH

I can trust God no matter what.

RAIN OR SHINE

Trusting God in Every Season



WEEK
ONE

JANUARY 2025

SMALL GROUP
PRETEEN

PRELUDE

SOCIAL

STORY

WORSHIP

GROUPS

HOME

CREATING A SAFE PLACE TO CONNECT
25 MINUTES

MADE TO PLAY

an activity that encourages learning through following guidelines and working as a group



4. VERSES TO TAKE WITH YOU [HEAR FROM GOD | MEMORY VERSE ACTIVITY]

WHAT YOU NEED: Bibles, prepared plastic cups, permanent markers, balloons

WHAT YOU DO:

- Divide the group into two teams.
- Invite teams to gather together and sit a distance away from each other in your group space.
- In front of each team, scatter a set of prepared plastic cups, face up, on a table or the floor.
- Be sure to place them so the words of the verse are not in the correct order.
- Hand a Bible to a kid from each team and ask them to look up Psalm 31:24 using the following Bible Navigation Tips to help:

***Finding verses with 4th-5th graders:** Tell kids that Psalm is one of the easiest books to find in the Bible because it's right in the middle. Explain that they can place their closed Bible so that the spine is on the floor or table, and the pages are facing towards the ceiling. They can use their fingers to estimate where the center point of the pages is, and open up the Bible there. More than likely, they will find themselves in Psalms or Proverbs. Let them know if they're in Proverbs, they just need to turn a few pages back, and they'll find Psalms.*

- Choose one of the kids to read the verse out loud for the entire group. Tell them to leave their Bibles open for the game.
- Ask each team to find the kid who has the next birthday. That player from each team will go first.
- Direct the kids going first to stand or kneel by their team's cups and hand each of them a balloon.
- Explain that when you say, "Go!" they will inflate their balloon inside the cup that displays the 2nd word of the verse. Model for the kids how to expand a balloon to touch the inside walls of the cup.
- While it's inflated in the cup, model how to use the balloon to lift it and stack it inside the cup with the 1st word of the verse.
- Then, model how to find the 3rd word of the verse, add it to the stack, and so on.
- Explain to the kids that they will continue stacking each cup in order until every cup has been stacked. (The last one on top of the stack should say *Psalm 31:24*.)
- If kids need help with which word is next, they can ask their team to use the Bible that is opened up to the verse.
- The kid who stacks their cups in the correct order first, gains a point for their team! Be sure to check the verse by unstacking each cup and placing them in a line.
- Ask the kids who stacked those cups to read the verse aloud.
- Shuffle the cups and reline them up.
- Repeat the process with another kid from each team.

TODAY'S BIBLE STORY

**Rainy Days
and Mondays**
Jesus Wept
John 11:1-45

TODAY'S KEY QUESTION

**Who can you talk to
when you're sad?**

TODAY'S BOTTOM LINE

**When you're sad, remember
you're not alone.**

MONTHLY MEMORY VERSE

**Be strong, all you who put your
hope in the LORD. Never give up.**
Psalm 31:24, NIV

MONTHLY VIRTUE

**Resilience—Getting back up when
something gets you down**

BASIC TRUTH

I can trust God no matter what.

RAIN OR SHINE

Trusting God in Every Season



WEEK
ONE

JANUARY 2025

SMALL GROUP

PRETEEN

PRELUDE

SOCIAL

STORY

WORSHIP

GROUPS

HOME

CREATING A SAFE PLACE TO CONNECT
25 MINUTES

(4. VERSES TO TAKE WITH YOU, CONTINUED)

- Continue playing rounds while keeping score, until everyone on each team has a turn.
- The team that wins the most rounds is the winning team!
- Explain how God's Word can help us build our resilience. When we memorize scripture and remind ourselves to trust God no matter what, it becomes a little easier to trust God in every season.

RAIN OR SHINE

Trusting God in Every Season



WEEK
ONE

JANUARY 2025

SMALL GROUP

PRETEEN

PRELUDE

SOCIAL

STORY

WORSHIP

GROUPS

HOME

CREATING A SAFE PLACE TO CONNECT
25 MINUTES

MADE TO REFLECT

an activity that creates space for personal understanding and application



5. MAKE IT PERSONAL WITH PRAYER [PRAY TO GOD | PRAYER ACTIVITY]

WHAT YOU NEED: “Resilience Journal 1” Activity Pages, pens or pencils, coloring supplies, scissors, hole punch, yarn or string, completed Resilience Journal example; *Optional: stickers*

TODAY’S BIBLE STORY

**Rainy Days
and Mondays**
Jesus Wept
John 11:1-45

TODAY’S KEY QUESTION

**Who can you talk to
when you're sad?**

TODAY’S BOTTOM LINE

**When you're sad, remember
you're not alone.**

MONTHLY MEMORY VERSE

**Be strong, all you who put your
hope in the LORD. Never give up.**
Psalm 31:24, NIV

MONTHLY VIRTUE

**Resilience—Getting back up when
something gets you down**

BASIC TRUTH


I can trust God no matter what.

WHAT YOU DO:

- Invite kids to sit in a circle in your group space.
- Hand each kid a set of the “Resilience Journal 1” Activity Pages and a pen or pencil.
- Place the markers, scissors, hole punch, and yarn (or string) in the center of the circle.
- Explain to kids that they will be making a journal to help them organize their thoughts and prayers.
- Tell them that one way we can spend time praying is by writing to God about what we’re thinking and how we’re feeling.
- Be sure to have an example journal to show kids.
- Direct kids to cut out their pages and punch holes where indicated.
- Instruct them to cut a piece of yarn (or string) to thread through the holes and tie in a bow. This is how they will bind their pages together.
- Give kids time to use their coloring supplies (and optional stickers) to decorate their journals.
- During this time, assemble a few extra journals to keep on hand for kids that may come later in the month so they can have what they missed.
- Allow a few minutes of quiet time so that kids can write on the first page.
- Explain that the other page can be filled out another time. Each week of this month, they will have the chance to add more to their journal.
- *Based on the dynamics of your group, choose whether it would work best for kids to leave their journals at church throughout the month, as they add more pages, or for them to take their journals home this week.*
- Say a prayer for the entire group.

RAIN OR SHINE

Trusting God in Every Season



WEEK
ONE

JANUARY 2025

SMALL GROUP
PRETEEN

PRELUDE

SOCIAL

STORY

WORSHIP

GROUPS

HOME

GETTING READY

HERE'S EVERYTHING YOU NEED TO KNOW TO GET READY FOR THIS WEEK

SOCIAL: PROVIDING TIME FOR FUN INTERACTION (15 MINUTES)

Welcome kids and spend time engaging in conversation and catching up. Get ready to experience today's story.

(Choose one or both of these activities.)

1. JUST FOR FUN

Made to Connect: an activity that invites kids to share with others and build on their understanding

WHAT YOU NEED:

- Offering container, one for every Small Group
- Print the "Puddle Jumping" Activity Page on paper and cut apart, one card for every kid
- Blue construction paper, one piece for every kid
- Scissors, one pair for every kid
- Glue sticks or tape, enough for the Small Group to share
- *Optional: laminator, one for every Small Group*

2. OPENING ACTIVITY

Made to Play: an activity that encourages learning through following guidelines and/or working as a group

WHAT YOU NEED:

- Print the "Weather Memory" Activity Page on cardstock and cut apart, one set for every Small Group

GROUPS: CREATING A SAFE PLACE TO CONNECT (25 MINUTES)

Create a safe place to connect and learn how the Bible story applies to real life experiences, through interactive activities and discussion questions.

(Choose as many of these activities as you like.)

1. TAKE A SNAPSHOT

[LIVE FOR GOD | APPLICATION ACTIVITY]

Made to Explore: an activity that extends learning through hands-on experimentation and discovery

WHAT YOU NEED:

- Glass jar, one for every Small Group
- Cup, one for every Small Group
- Plate, one for every Small Group

- Spoon, one for every Small Group
- Shaving cream, one can for every Small Group
- Bottle of water, one for every Small Group
- Medicine dropper, one for every Small Group
- Blue food coloring, one bottle for every Small Group
- Paper towels (in case you need to clean up!)

2. BIBLE STORY EXTENSION

[TALK ABOUT GOD | BIBLE STORY REVIEW]

Made to Imagine: an activity that promotes empathy and facilitates biblical application through role-play and reenactment

WHAT YOU NEED:

- Umbrellas, three for every Small Group
- Bean bags, twelve for every Small Group
- Rubber bands, twelve for every Small Group
- Tape, one roll for every Small Group
- Before group time:
 - Print and cut the "Umbrella Feelings" Activity Pages.
 - Set aside the three feelings signs (worry, sadness, joy) from the first page.
 - Using the rubber bands, attach each of the twelve cards to the twelve bean bags.
 - Be sure to attach the card so that the text is facing outward.

3. DISCUSSION QUESTIONS

[TALK ABOUT GOD | BIBLE STORY REVIEW]

Made to Connect: an activity that invites kids to share and collaborate with others while growing their understanding

WHAT YOU NEED:

- No supplies needed

4. VERSES TO TAKE WITH YOU

[HEAR FROM GOD | MEMORY VERSE ACTIVITY]


Made to Play: an activity that encourages learning through following guidelines and working as a group

WHAT YOU NEED:

- Balloons, one for every kid
- Bibles, two for every Small Group
- Permanent marker, one for every Small Group
- Plastic cups, at least thirty for every Small Group

RAIN OR SHINE

Trusting God in Every Season



WEEK
ONE

JANUARY 2025

SMALL GROUP

PRETEEN

PRELUDE

SOCIAL

STORY

WORSHIP

GROUPS

HOME

GETTING READY

HERE'S EVERYTHING YOU NEED TO KNOW TO GET READY FOR THIS WEEK

- Before group time:
 - Use the permanent marker to write a word from Psalm 31:24 across the inside of each plastic cup.
 - Each cup should only have one word. (Psalm 31:24 can be one cup.)
 - Make two sets for every Small Group.

5. MAKE IT PERSONAL WITH PRAYER

[PRAY TO GOD | PRAYER ACTIVITY]

Made to Reflect: an activity that creates space for personal processing and application

WHAT YOU NEED:

- Print the "Resilience Journal 1" Activity Page on paper, one set for every kid
- Pens or pencils, one for every kid
- Coloring supplies, enough for the Small Group to share
- Scissors, five to ten pairs per group
- Hole punches, one for every Small Group
- Yarn or string, one spool for every Small Group
- *Optional: Weather-themed stickers or other brightly colored stickers, one or two stickers for every kid*
- Before group time, create a sample journal to display to the kids as an example.

HOME: PROMPTING ACTION BEYOND THE EXPERIENCE

- Print on cardstock or email this week's devotionals and Parent Cue cards.
- Tell parents about our additional family resource: **Parent Cue app.**