


RAIN OR SHINE

Trusting God in Every Season



WEEK
FOUR

JANUARY 2025

SMALL GROUP
PRETEEN

TODAY'S SUGGESTED SCHEDULE

TODAY'S BIBLE STORY

Walking on Sunshine

Paul and Silas

Acts 16:16-40

TODAY'S KEY QUESTION

What brings you joy?

TODAY'S BOTTOM LINE

God can help you choose joy.

MONTHLY MEMORY VERSE

Be strong, all you who put your hope in the LORD. Never give up.

Psalm 31:24, NIV

MONTHLY VIRTUE

Resilience—Getting back up when something gets you down

BASIC TRUTH

I can trust God no matter what.

PRELUDE: Setting the Tone for the Experience

See the **Getting Ready** pages at the end of this document for a detailed description of what you'll need for today.

In the **Prelude** folder of your curriculum, you'll find a variety of other resources to help you prepare.

Check out our Pinterest page here <https://bit.ly/447HSZi> for a visual on some of the activities.

Check out our Small Group Leader Conversation Guides to guide you through salvation conversations: <https://bit.ly/4daxSUg>

SMALL GROUP

15
MIN

SOCIAL: Providing Time for Fun Interaction

Just for Fun

Opening Activity

LARGE GROUP

35
MIN

STORY: Communicating God's Truth in Engaging Ways

WORSHIP: Inviting People to Respond to God

Welcome/Opener

Worship

Bible Story (Communicator Script)

Key Question

Prayer

SMALL GROUP

25
MIN

GROUPS: Creating a safe place to connect

Application Activity: Take a Snapshot

Bible Story Review: Bible Story Extension and

Discussion Questions

Memory Verse Activity: Verses to Take with You

Prayer Activity: Make it Personal with Prayer

HOME: Prompting Action Beyond the Experience


Parent Cue Card (Print or Email)

Devotionals for Kids

Parent Cue App

RAIN OR SHINE

Trusting God in Every Season



WEEK
FOUR

JANUARY 2025

SMALL GROUP
PRETEEN

PRELUDE

SOCIAL

STORY

WORSHIP

GROUPS

HOME

PROVIDING TIME FOR FUN INTERACTION
15 MINUTES

MADE TO PLAY

an activity that encourages learning through following guidelines and working as a group



Before kids arrive, pray for your Small Group time today. Pray for patience and wisdom as you seek to model joy and lead great conversation. Ask God for the questions to ask that will get your kids to consider what it means to have joy that only comes from God.

TODAY'S BIBLE STORY

Walking on Sunshine

Paul and Silas
Acts 16:16-40

1. JUST FOR FUN

WHAT YOU NEED: Offering container, whiteboard, dry-erase marker, prepared "Face Game" Activity Page, tape

WHAT YOU DO:

- Welcome kids as they arrive.
- Invite any kids who brought an offering to place it in the offering container.
- When enough kids arrive, gather them together so everyone is facing the whiteboard.
- Use the dry-erase marker to outline a large head shape on the whiteboard.
- Lay the facial pieces from the "Face Game" Activity Page on the floor in front of the whiteboard.
- Choose a kid to go first and invite them to think of a particular feeling or emotion (*for example: happy, angry, frustrated, and so on*)
- Then, direct that kid to select pieces of the facial features and attach them to the whiteboard using tape.
- Explain to kids the features they choose should best reflect the feeling or emotion they're thinking of.
- Allow the rest of the group to guess which feeling or emotion they portrayed. Whoever guesses correctly can take the next turn.
- Continue playing until everyone has had a turn or as time allows.

TODAY'S KEY QUESTION

What brings you joy?

TODAY'S BOTTOM LINE

God can help you choose joy.

MONTHLY MEMORY VERSE

Be strong, all you who put your hope in the LORD. Never give up.

Psalm 31:24, NIRV

MONTHLY VIRTUE


Resilience—Getting back up when something gets you down

BASIC TRUTH

I can trust God no matter what.

RAIN OR SHINE

Trusting God in Every Season



WEEK
FOUR

JANUARY 2025

SMALL GROUP
PRETEEN

PRELUDE

SOCIAL

STORY

WORSHIP

GROUPS

HOME

PROVIDING TIME FOR FUN INTERACTION
15 MINUTES

MADE TO MOVE

an activity that increases the oxygen in the brain and taps into the energy in the body



2. OPENING ACTIVITY

WHAT YOU NEED: Beach balls, masking, or painter's tape

WHAT YOU DO:

- Divide your group into two teams.
- Using tape, designate a "start line" in an area of your group space.
- Invite the two teams to form two lines behind the start line.
- Use the tape to create a "finish line" in another area of your group space.
- Ask for a kid to go first from each team and hand each of them a beach ball.
- Explain that when you say, "Go!" They will place their beach ball in between their knees, and race to the "Finish Line" and back.
- The goal is for the player to keep the beach ball from falling.
- Then, direct the next two kids from each team to balance a beach ball between their backs, racing to the finish line and back.
- Continue racing with the following beach ball variations:
 - The next person from each team dribbles the beach ball like a soccer ball.
 - The next two kids from each team will balance the beach ball between their two hips.
 - The next person from each team crab walks while balancing the beach ball on their stomach.
- Continue playing as time allows, adding other fun ideas for kids to race with a beach ball.

TODAY'S BIBLE STORY

Walking on Sunshine

Paul and Silas
Acts 16:16-40

TODAY'S KEY QUESTION

What brings you joy?

TODAY'S BOTTOM LINE

God can help you choose joy.

MONTHLY MEMORY VERSE

Be strong, all you who put your hope in the LORD. Never give up.

Psalms 31:24, NIV

MONTHLY VIRTUE

Resilience—Getting back up when something gets you down

BASIC TRUTH

I can trust God no matter what.


WHAT YOU SAY:

"It probably feels funny to be playing with a beach ball in January. Summer, beach balls, and the sun give me all the sunny vibes! Today, I'm feeling all the sunny vibes since we'll be talking about joy. **[Transition] Let's see what the Bible has to show us about choosing joy.**"

Lead your group to the Large Group area.

RAIN OR SHINE

Trusting God in Every Season



WEEK
FOUR

JANUARY 2025

SMALL GROUP

PRETEEN

PRELUDE

SOCIAL

STORY

WORSHIP

GROUPS

HOME

CREATING A SAFE PLACE TO CONNECT
25 MINUTES

MADE TO CREATE

an activity that explores spiritual ideas through the process of drawing, building, and designing



1. TAKE A SNAPSHOT

[LIVE FOR GOD | APPLICATION ACTIVITY]

WHAT YOU NEED: Embroidery hoops, prepared contact paper, cellophane sheets, scissors, yarn

WHAT YOU DO:

- Invite kids to sit in a circle in your group space.
- Hand each kid an embroidery hoop and a prepared square of contact paper.
- Place the scissors, cellophane, and yarn in the center of the circle.
- Demonstrate how to make a sun catcher and direct the kids to follow along as you walk through each step together.
 - Remove the backing from the contact paper and place it on the floor, sticky side up.
 - Separate the inner and outer hoops of the embroidery hoop.
 - Center and place the inner hoop on top of the sticky side of the contact paper.
 - Cut various shapes from the colored cellophane sheets using scissors. Arrange these shapes on the sticky contact paper in your preferred design.
 - Once your design is complete, lift the inner hoop with the contact paper attached and carefully insert it into the outer hoop. Tighten the screw on the embroidery hoop to secure the contact paper.
 - Use the scissors to cut any extra contact paper from the edges.
 - Cut a piece of yarn and attach it to the top of the embroidery hoop for hanging.
- As everyone finishes up, explain to kids that we all face things in our lives that can be hard or overwhelming—switching schools, feeling lonely, or having a hard time understanding schoolwork. Choosing joy in the middle of something hard isn't always easy!
 - **[Make it Personal] Share an age-appropriate example of a difficult time you faced or a time when you felt overwhelmed. How did you choose joy in the middle of that difficult time?**
- Invite any kids who are comfortable to share with the group something they've experienced that was hard, or a time they felt overwhelmed.
- Remind kids that your group is a safe place! They should share only if they feel comfortable.
- Once every kid finishes their sun catchers, ask them to hold them up for everyone to see.
- Encourage kids to hang their sun catchers up in a window at home. When the sun shines through it, it will be beautiful!
- Let kids know as they look at the light shining through it, remember that God can always help us choose to have joy in difficult situations.

TODAY'S BIBLE STORY

Walking on Sunshine

Paul and Silas
Acts 16:16-40

TODAY'S KEY QUESTION

What brings you joy?

TODAY'S BOTTOM LINE

God can help you choose joy.

MONTHLY MEMORY VERSE

Be strong, all you who put your hope in the LORD. Never give up.
Psalm 31:24, NIRV

MONTHLY VIRTUE

Resilience—Getting back up when something gets you down

BASIC TRUTH

I can trust God no matter what.

RAIN OR SHINE

Trusting God in Every Season



WEEK
FOUR
JANUARY 2025

SMALL GROUP
PRETEEN

PRELUDE

SOCIAL

STORY

WORSHIP

GROUPS

HOME

CREATING A SAFE PLACE TO CONNECT
25 MINUTES

MADE TO PLAY

an activity that encourages learning through following guidelines and working as a group



2. BIBLE STORY EXTENSION

[TALK ABOUT GOD | BIBLE STORY REVIEW]

WHAT YOU NEED: Prepared paper circles, "Collect the Rays" Activity Page, glue sticks

WHAT YOU DO:

- Divide the group into two teams and invite teams to sit together.
- Hand each team a prepared circle cut out.
- Explain that teams will work together to answer trivia questions.
- Each time a team answers a question correctly, they will receive a ray from the "Collect the Rays" Activity Page.
- Tell teams that each time they receive a ray, they should glue it onto their circle cutout.
- Choose a team to go first by asking whose birthday is in the summer. Let the team with the first kid to raise their hand go first.
- Take turns asking questions to the two teams from the list below:
 - What book of the Bible did today's story come from? (*Acts*)
 - Who were many of the earliest churches started by? (*Paul*)
 - What was the name of the town where Paul and Silas went in today's story? (*Philippi*)
 - True or False: There were a lot of people living in Philippi who already believed in Jesus. (*False*)
 - What was unique about the girl who was following Paul and Silas? (*She was being controlled by a spirit who was not from God.*)
 - How did Paul react to the girl? (*He asked God to send the bad spirit away, and she was healed.*)
 - How did the businessmen react to what Paul did? (*They got angry and took Paul and Silas to the authorities.*)
 - What was the punishment given to Paul and Silas? (*To be beaten and thrown in prison.*)
 - Once Paul and Silas were in jail how did they react? (*They chose to focus on praying and worshiping God.*)
 - What happened at the prison, shortly after Paul and Silas were singing? (*An earthquake! Everyone's chains came loose, and the doors flew open.*)
 - How did the jailer react to the earthquake? (*He assumed all the prisoners would escape and was worried he would be punished for that. He was prepared to harm himself.*)
 - How did Paul react when he saw what the jailer was about to do? (*He told the jailer not to harm himself and assured him that none of them had chosen to escape.*)
 - What happened in the jailer's life as a result of watching Paul handle the hardships he had faced? (*He and his family all believed in the good news of Jesus and were baptized.*)
 - What ended up happening with Paul and Silas? (*They were released from their punishment and went on telling people about Jesus.*)

TODAY'S BIBLE STORY

Walking on Sunshine

Paul and Silas
Acts 16:16-40

TODAY'S KEY QUESTION

What brings you joy?

TODAY'S BOTTOM LINE

God can help you choose joy.

MONTHLY MEMORY VERSE

Be strong, all you who put your hope in the LORD. Never give up.

Psalms 31:24, NIV

MONTHLY VIRTUE


Resilience—Getting back up when something gets you down

BASIC TRUTH

I can trust God no matter what.

RAIN OR SHINE

Trusting God in Every Season



WEEK
FOUR

JANUARY 2025

SMALL GROUP
PRETEEN

PRELUDE

SOCIAL

STORY

WORSHIP

GROUPS

HOME

CREATING A SAFE PLACE TO CONNECT
25 MINUTES

(2. BIBLE STORY EXTENSION, CONTINUED)

- Bonus: What is our bottom line from today's story? (*God can help you choose joy.*)
- Bonus: What is our key question from today's story? (*What brings you joy?*)
- Bonus: What is the definition of resilience? (*Getting back up when something gets you down.*)
- The game ends when a team has collected and glued all the rays onto the circle to create a sun.
- Ask the following questions for discussion:
 - How do you think Paul and Silas felt when they were beaten and put in prison for helping others?
 - When you are treated unfairly, how do you usually respond?
 - How can our response shine the light of Jesus to others?
- Explain that Paul and Silas had every reason to feel angry for how they were treated. Instead of retaliating, they chose to pray and worship God. Because of their actions, others were able to see the light of Jesus and believe in Him. Our choice to have joy can do the same with people in our lives.

RAIN OR SHINE

Trusting God in Every Season



WEEK
FOUR

JANUARY 2025

SMALL GROUP

PRETEEN

PRELUDE

SOCIAL

STORY

WORSHIP

GROUPS

HOME

CREATING A SAFE PLACE TO CONNECT
25 MINUTES

MADE TO CONNECT

an activity that invites kids to share with others and build on their understanding



3. DISCUSSION QUESTIONS

[TALK ABOUT GOD | BIBLE STORY REVIEW]

WHAT YOU NEED: No supplies needed

WHAT YOU DO:

Ask:

- Is there a difference between joy and happiness? What do you think it is?
- When is it difficult to choose joy?
- What brings you joy?
- How can other people help you choose joy?
- What does resilience have to do with joy?

TODAY'S BIBLE STORY

Walking on Sunshine

Paul and Silas
Acts 16:16-40

TODAY'S KEY QUESTION

What brings you joy?

TODAY'S BOTTOM LINE

God can help you choose joy.

MONTHLY MEMORY VERSE

Be strong, all you who put your hope in the LORD. Never give up.

Psalm 31:24, NIV

MONTHLY VIRTUE

Resilience—Getting back up when something gets you down

BASIC TRUTH

I can trust God no matter what.

RAIN OR SHINE

Trusting God in Every Season



WEEK
FOUR

JANUARY 2025

SMALL GROUP

PRETEEN

PRELUDE

SOCIAL

STORY

WORSHIP

GROUPS

HOME

CREATING A SAFE PLACE TO CONNECT
25 MINUTES

MADE TO PLAY

an activity that encourages learning through following guidelines and working as a group



4. VERSES TO TAKE WITH YOU

[HEAR FROM GOD | MEMORY VERSE ACTIVITY]

WHAT YOU NEED: Prepared bins with yellow pom-poms and the “Sunny Trivia” Activity Page, “Sunny Trivia Answer Key” Activity Page, Bibles, pens or pencils, and cones or tape

WHAT YOU DO:

- Divide kids into two teams.
- Use the cones or tape to create a start and end line for each team.
- Ask the teams to stand behind their starting lines.
- Place a prepared bin of yellow pom-poms and questions from the “Sunny Trivia” Activity Page beside the end of each line.
- Hand each team a Bible and a pen or pencil.
- Explain that kids will take turns racing relay-style to their bin to collect the questions. Each kid can only grab one piece of paper at a time.
- Once a team has collected all their slips of paper, they will work together to read each one, look up the Bible verses, and answer the questions.
- The first team to answer all their questions is the winning team!
- Once groups are finished, have the teams take turns sharing their answers.
- Use the “Sunny Trivia Answer Key” Activity Page to check their answers.
- Ask kids the following questions:
 - Which fun fact about the sun was the most surprising?
 - Which Bible verse stood out to you the most and why?
- Encourage kids to write down the Bible verse they liked the most and take it home with them.
- Remind kids that we can always look to God’s Word to remind us to choose joy no matter what. God’s Word can always help us!

TODAY’S BIBLE STORY

Walking on Sunshine

Paul and Silas
Acts 16:16-40

TODAY’S KEY QUESTION

What brings you joy?

TODAY’S BOTTOM LINE

God can help you choose joy.

MONTHLY MEMORY VERSE

Be strong, all you who put your hope in the LORD. Never give up.

Psalm 31:24, NIRV

MONTHLY VIRTUE

Resilience—Getting back up when something gets you down

BASIC TRUTH

I can trust God no matter what.

RAIN OR SHINE

Trusting God in Every Season



WEEK
FOUR

JANUARY 2025

SMALL GROUP

PRETEEN

PRELUDE

SOCIAL

STORY

WORSHIP

GROUPS

HOME

CREATING A SAFE PLACE TO CONNECT
25 MINUTES

MADE TO REFLECT

an activity that creates space for personal understanding and application



5. MAKE IT PERSONAL WITH PRAYER [PRAY TO GOD | PRAYER ACTIVITY]

WHAT YOU NEED: "Resilience Journal 4" Activity Page, pens or pencils, coloring supplies, hole punch, extra Resilience journals from previous weeks; *Optional: stickers*

WHAT YOU DO:

- Invite kids to sit in a circle in your group space.
- Give any kids who weren't present the weeks prior an extra resilience journal.
- Hand every kid a copy of the "Resilience Journal 4" Activity Page and a pen or pencil.
- Any kids who were present last week and still have their journals will only need journal 4.
- Place the coloring supplies, hole punch, and stickers (*optional*) in the center of the circle!
- Explain to kids they will be adding a page to the journals they made in the first week.
 - If there are kids who were not there for Weeks 1, 2, or 3 provide them with one of the extra journals assembled.
- Remind kids that keeping a prayer journal can help us organize our thoughts and prayers.
- Explain that choosing joy won't always be easy, but when we spend with God, God can help us choose joy!
- Show kids how to punch holes in the "Resilience Journal 4" page.
- Model how to untie the binding string, open the journal, and place the new page with the other pages.
- Then, tell the kids to thread the string through the holes again, tying a bow to secure the pages.
- Give kids a few minutes of quiet time to use coloring supplies to decorate and write on the new page.
- Point to the pages on the right side, and let the kids know there are extra pages that they can use at home to share how they're feeling with God and ask God for help.
- *Note: If you've been keeping kids' journals at church all month long, let them take theirs home this week.*
- Say a prayer for the entire group.

TODAY'S BIBLE STORY

Walking on Sunshine

Paul and Silas
Acts 16:16-40

TODAY'S KEY QUESTION

What brings you joy?

TODAY'S BOTTOM LINE

God can help you choose joy.

MONTHLY MEMORY VERSE

Be strong, all you who put your hope in the LORD. Never give up.

Psalm 31:24, NIRV

MONTHLY VIRTUE

Resilience—Getting back up when something gets you down

BASIC TRUTH

I can trust God no matter what.

RAIN OR SHINE

Trusting God in Every Season



WEEK
FOUR
JANUARY 2025

SMALL GROUP
PRETEEN

PRELUDE

SOCIAL

STORY

WORSHIP

GROUPS

HOME

GETTING READY

HERE'S EVERYTHING YOU NEED TO KNOW TO GET READY FOR THIS WEEK

SOCIAL: PROVIDING TIME FOR FUN INTERACTION (15 MINUTES)

Welcome kids and spend time engaging in conversation and catching up. Get ready to experience today's story.

(Choose one or both of these activities.)

1. JUST FOR FUN

Made to Play: an activity that encourages learning through following guidelines and/or working as a group

WHAT YOU NEED:

- Offering container, one for every Small Group
- Whiteboard, one for every Small Group
- Dry-erase marker, one for every Small Group
- Zip-top bag, one for every Small Group
- Print the "Face Game" Activity Page on paper and cut apart, one set for every Small Group
 - Before group time set them aside in a zip-top bag.
- Tape, one roll for every Small Group

2. OPENING ACTIVITY

Made to Move: an activity that increases the oxygen in the brain and taps into the energy in the body

WHAT YOU NEED:

- Beach balls, two for every Small Group
- Masking or painter's tape, one roll for every Small Group

GROUPS: CREATING A SAFE PLACE TO CONNECT (25 MINUTES)

Create a safe place to connect and learn how the Bible story applies to real life experiences, through interactive activities and discussion questions.

(Choose as many of these activities as you like.)

1. TAKE A SNAPSHOT

[LIVE FOR GOD | APPLICATION ACTIVITY]

Made to Create: an activity that explores spiritual ideas through the process of drawing, building, and designing

WHAT YOU NEED:

- 6" Embroidery hoop (<https://bit.ly/46tHze2>), one for every kid plus an extra for the SGL

- Cellophane sheets, assorted pack of colors for every Small Group
- Scissors, one pair for every kid
- Yarn, one ball for every Small Group
- Contact paper
 - Before group time cut into 7"x7" squares, one square for every kid plus an extra for the SGL

2. BIBLE STORY EXTENSION

[TALK ABOUT GOD | BIBLE STORY REVIEW]

Made to Play: an activity that encourages learning through following guidelines and/or working as a group

WHAT YOU NEED:

- Print "Collect the Rays" Activity Page on paper and cut apart, two sets for every Small Group
- Glue sticks, two for every Small Group
- Plain paper, two for every Small Group
 - Before group time, cut a large circle out of each piece of plain paper.

3. DISCUSSION QUESTIONS

[TALK ABOUT GOD | BIBLE STORY REVIEW]

Made to Connect: an activity that invites kids to share and collaborate with others while growing their understanding

WHAT YOU NEED:

- No supplies needed

4. VERSES TO TAKE WITH YOU

[HEAR FROM GOD | MEMORY VERSE ACTIVITY]


Made to Play: an activity that encourages learning through following guidelines and working as a group

WHAT YOU NEED:

- Bibles, two for every Small Group
- Pens or pencils, two for every Small Group
- Yellow pom-poms (bit.ly/4d99Pox), two bags for every Small Group
- Plastic bins, two for every Small Group
- Print "Sunny Trivia" Activity Page on paper and cut apart, two sets for every Small Group
 - Keep the two sets separate
- Print "Sunny Trivia Answer Key" Activity Page on paper, one for every Small Group

RAIN OR SHINE

Trusting God in Every Season



WEEK
FOUR

JANUARY 2025

SMALL GROUP

PRETEEN

PRELUDE

SOCIAL

STORY

WORSHIP

GROUPS

HOME

GETTING READY

HERE'S EVERYTHING YOU NEED TO KNOW TO GET READY FOR THIS WEEK

- Cones or tape to make start and end lines, two sets for every Small Group
- Before group time, fill two bins with yellow pom-poms. Hide a set of the "Sunny Trivia" Activity Page in each bin.

5. MAKE IT PERSONAL WITH PRAYER

[PRAY TO GOD | PRAYER ACTIVITY]

Made to Reflect: an activity that creates space for personal processing and application

WHAT YOU NEED:

- Print the "Resilience Journal 4" Activity Page on paper, one for every kid (plus a few extra!)
- Pens or pencils, one for every kid
- Coloring supplies, enough for the Small Group to share
- Hole punch, one for every Small Group
- Before group time:
 - Assemble a few extra Resilience Journals using the "Resilience Journal 1," "Resilience Journal 2," and "Resilience Journal 3" Activity Pages from previous weeks
 - Set them aside to give to any kids who weren't present for the weeks prior
- *Optional: Weather-themed stickers or other brightly colored stickers, two to three for every kid*

HOME: PROMPTING ACTION BEYOND THE EXPERIENCE

- Print on cardstock or email this week's devotionals and Parent Cue cards.
- Tell parents about our additional family resource: **Parent Cue app.**